

# RLSD32A071CH

## ESD Surge Protection Diode

### Features

- 2200Watts peak pulse power ( $t_p = 8/20\mu s$ )
- Unidirectional configurations
- Solid-state silicon-avalanche technology
- Low clamping voltage
- Low leakage current
- Protection one power line
- IEC 61000-4-2  $\pm 30kV$  contact  $\pm 30kV$  air
- IEC 61000-4-4 (EFT) 40A (5/50ns)
- IEC 61000-4-5 (Lightning) 110A (8/20 $\mu$ )



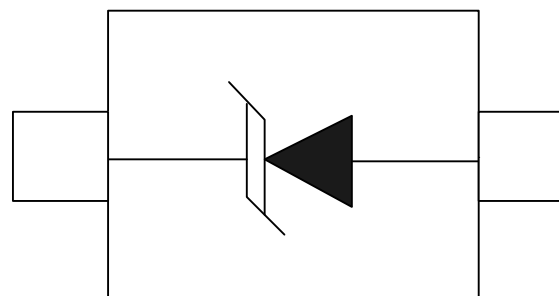
### Applications

- USB Vbus,
- Power Line
- Power management

### Mechanical Data

- SOD323 package
- Molding compound flammability rating: UL 94V-0
- Packaging: Tape and Reel
- RoHS/WEEE Compliant

### Schematic & PIN Configuration



SOD-323



### Absolute Maximum Rating

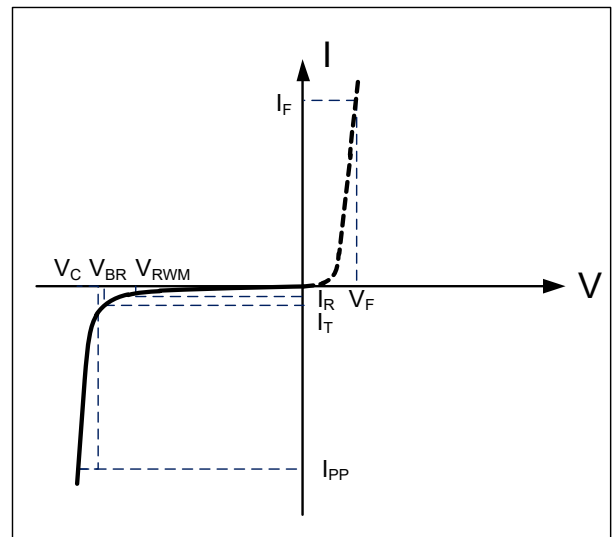
Rating	Symbol	Value	Units
Peak Pulse Power ( $t_p = 8/20\mu s$ )	$P_{PP}$	2200	Watts
Peak Pulse Current ( $t_p = 8/20\mu s$ ) (note1)	$I_{pp}$	110	A
ESD per IEC 61000-4-2 (Air) ESD per IEC 61000-4-2 (Contact)	$V_{ESD}$	30 30	kV
Lead Soldering Temperature	$T_L$	260(10seconds)	°C
Junction Temperature	$T_J$	-55 to + 125	°C
Storage Temperature	$T_{stg}$	-55 to + 125	°C

### Electrical Characteristics

Parameter	Symbol	Conditions	Min	Typical	Max	Units
Reverse Stand-Off Voltage	$V_{RWM}$				7.0	V
Reverse Breakdown Voltage	$V_{BR}$	$I_T = 1mA$	7.5	8.2	10	V
Reverse Leakage Current	$I_R$	$V_{RWM} = 7V, T = 25^\circ C$			1	uA
Clamping Voltage	$V_C$	$I_{PP} = 110A, t_p = 8/20\mu s$		20		V
Junction Capacitance	$C_j$	$V_R = 0V, f = 1MHz$		760		pF

### Electrical Parameters (TA = 25°C unless otherwise noted)

Symbol	Parameter
$I_{PP}$	Maximum Reverse Peak Pulse Current
$V_C$	Clamping Voltage @ $I_{PP}$
$V_{RWM}$	Working Peak Reverse Voltage
$I_R$	Maximum Reverse Leakage Current @ $V_{RWM}$
$V_{BR}$	Breakdown Voltage @ $I_T$
$I_T$	Test Current

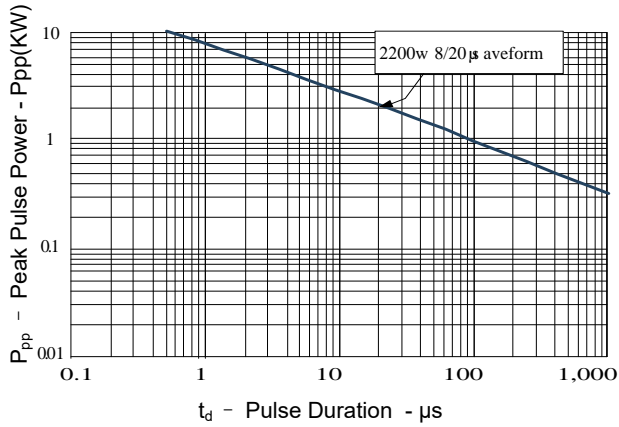


Note: 8/20μs pulse waveform.

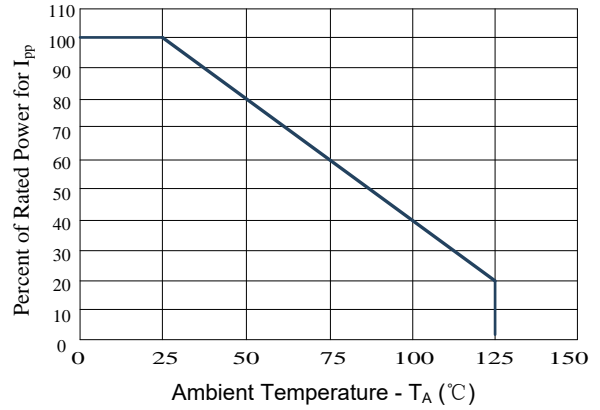


**Typical Characteristics**

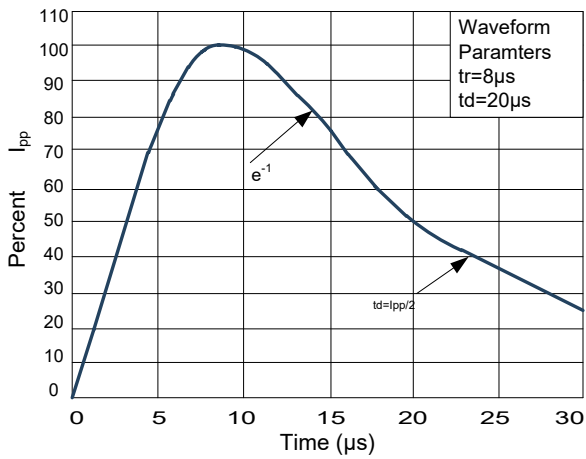
**Figure 1: Peak Pulse Power vs. Pulse Time**



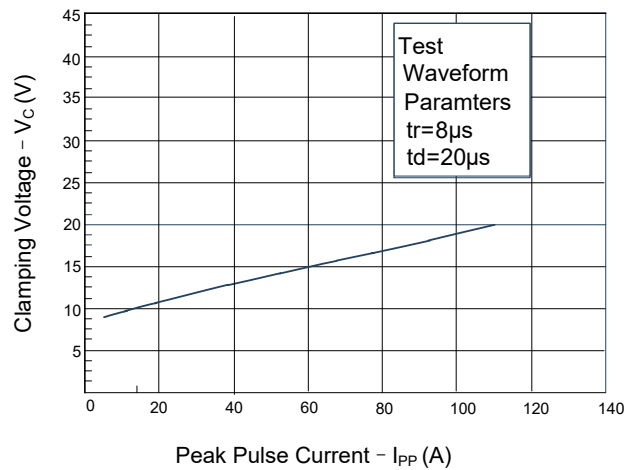
**Figure 2: Power Derating Curve**

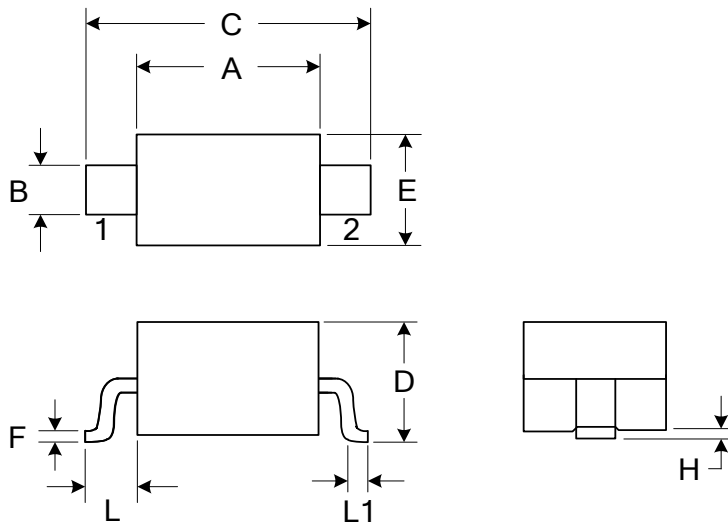


**Figure3: Pulse Waveform**



**Figure 4: Clamping Voltage vs. I\_pp**



**Outline Drawing – SOD323**


DIMENSIONS				
SYMBOL	MILLIMETER		INCHES	
	MIN	MAX	MIN	MAX
A	1.600	1.800	0.063	0.071
B	0.250	0.350	0.010	0.014
C	2.500	2.700	0.098	0.106
D		1.000		0.039
E	1.200	1.400	0.047	0.055
F	0.080	0.150	0.003	0.006
L	0.475 REF		0.019REF	
L1	0.250	0.400	0.010	0.016
H	0.000	0.100	0.000	0.004

**Marking**

**Ordering information**

Order code	Package	Base qty	Delivery mode
RLSD32A071CH	SOD323	3000	Tape and reel

